




Instructions for



XYlover Sex Doll

www.xylover.com

Instructions for th

Thank you for choosing the physical dolls produced by us. In order to ensure the correct operation of the products and avoid the product damage caused by improper use, please use the dolls carefully.

The solid dolls produced by the company are made of silicone and metal skeleton. Meets national standards, environmental protection and non-toxic, widely used in high-end adult products, photography, collection, clothing models, media publicity, medical teaching model and other industries.

1. Avoid scratching sharp objects such as nails to avoid damaging the dolls skin. If you accidentally scratch the dolls skin, please use a professional repair agent to repair, please contact the customer service for the specific repair method

7. When cleaning the doll, please do not let the water run at the junction of the dolls neck, so as to avoid rust and affect the later use.

8. When choosing doll clothes, please make sure the clothes do not fade and try to choose light-colored clothes.

9. When installing the head of the doll, tighten the screw at the neck hook and then install the head. Turn the head left and right when removing.

After-sales ins

1. Since this product is a personal item, all products are issued after strict testing. If quality problems are found, please contact customer service on the day of receipt, and you will not be responsible for the delay.

- 2, the finger joint can not be too bent to the back of the hand, can not support the object force, such as bending to the back of the hand more than 15 degrees of fracture, or impact, fall caused by the break, can not enjoy the return, warranty.

3. The thigh should not be opened to both sides for more than 130 degrees. If beyond this angle, the skeleton fracture and silicone tear are not in the warranty range.

4. If the player wipes the product hard when maintaining the product, it is not in the scope of repair and replacement. The factory can provide repairs, with the freight and maintenance costs.

5. In the process of making the doll, the split mold line generated does not belong to the quality problem.

2. Please do not put difficult movements arbitrarily. The joints of the product shall remain highly bent for a long time, and the surface may appear wrinkled.

3. When posing for the doll, please pay attention to clean the cushion below, so as not to damage the dolls skin due to excessive stress.

4. The exaggerated movements of the doll should not last for more than 3 hours to avoid the skin cracking of the doll.

5, please wash the private parts before and after the use of the doll, you can use the vaginal washer to rinse, and timely dry with pure cotton without fading towel.

6, the doll to avoid long time direct sun, direct sun will shorten the service life.

frequently ask

1, whether the doll can stand up

The doll has standing and not standing: there are three protective nails on the soles of the feet, which allow the doll to stand without damaging the soles of the feet. Remind the player that standing has an impact on the service life of the doll

The is in sitting or lying posture. Do not stand money, the sole of the foot without protection nails, the surface is more real, but the lack of protection.

2. Whether the eyeball can move

Baby eyeball has a fixed and mobile two options, players choose a fixed eyeball, yes

Cant adjust the direction. Players choose mobile eyeball, can be adjusted, with the finger gently press the beads of the eye, you can adjust up and down.

3, the baby out of the oil, how to do

Silicone or TPE products are placed for a long time, and the surface will emit light. This is because silicone or TPE formula contains silicone oil, which is normal. It is recommended to clean it every 2-4 weeks and wipe it with talcum powder.

4. How to wash the doll

Please use room temperature water, with shower gel, soap and other human body cleaning products, banned strong alkaline chemicals, such as alcohol, 84 disinfectant, cleaning, after cleaning with dry towel (not hair) dry water, natural cool dry (no hair dryer), and then hit talcum powder, doll skin light tender such as new.

5, the doll accidentally dyed how to do

Because the doll will produce oil, with dark easy to fade clothes, will make the doll skin staining, if accidentally colored, please use a special color cream, in the coloring point daub, a moment, the color will become light, so repeated, until the basic disappearance.


7. About vagina

Order delivery is the default for integrated vagina, integrated vagina is also called solid vagina, not removable, normal use, before and after the use of cleaners can be cleaned.

Split vagina, also known as removable vagina, in the purchase of split vagina, delivery has been installed, appearance and one no difference, if need to clean, can open the legs to take out the vaginal appliance, cleaning with lubricating oil installation can be.

The range of

Limited to the material and structure of the doll, we suggest that you should not maintain the same action for too long, otherwise it may be broken and damaged due to too much tension.



Body: front and rear, left and right, and rotation angles shall not exceed 30 degrees.

6, how to maintain the coating

The material for makeup when the factory is special coating, generally will not fall off, only with play, friction gradually fade. But do not wipe hard when cleaning and use. When using and cleaning, please pay attention to the wiping strength. If the force is too strong, the eyelashes and pubic hair will fall off and fade. Its hard to fix once fading. Players can use cosmetics for makeup, but please choose not high viscosity, oil is not high in cosmetics, otherwise it may be difficult to clean. Please pay attention to makeup removal, so as to avoid color loss (all abnormal operation caused by color removal is not within the warranty scope, color removal can be repaired, but the player has to bear the postage and repair costs).

**Head: front and rear, left and right, rotation
Angle shall not exceed 30 degrees.**

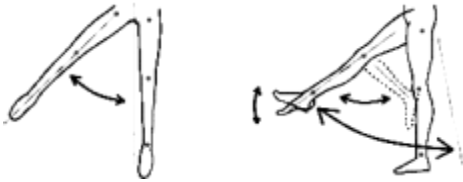


The range

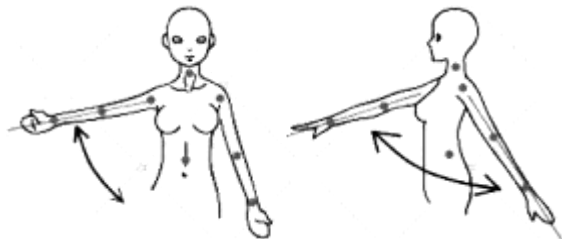
leg:

Thigh: Raise the Angle more than 40 degrees outward, 65 degrees forward, and 30 degrees backward.

Shins: Bend back should not exceed 70 degrees.



Large arm: the Angle of the upper arm to the outside shall not exceed 80 degrees, and the Angle of the front and rear shall not exceed 75 degrees.



Arm and palm: the left and right

Use

utensil:

Doll can be installed "appliances", "appliances" for consumables, for your

grease:

Keep the doll dry. If there are stains and dust on the surface of the doll, please wipe them with a slightly wet towel. Doll is forbidden to wear faded clothes, otherwise it is difficult to remove after dyeing.



Doll storage and

Appliance: no exposure to the sun, to avoid light storage. Keep from chemicals and open fires.



movement Angle of the forearm should not exceed 60 degrees. The left and right rotation shall not exceed 45 degrees, and the palm movement shall not exceed 65 degrees.



company are only for the legitimate use of the customer. If we use our products to engage in illegal and criminal activities, the legal consequences shall be borne by the customer.