用心创造 成就经典
Create with heart and achieve classics

Manual for entity Dolls

实体娃娃使用说明书

娃娃使用说明及相关事项:

(请您花上一点时间阅读)

产品名称: 实体娃娃、TPE软体模特。

产品用途: 成人用品、收藏、摄影、服装模特、媒体宣传医用教学模型。

主要材质: TPE、金属不锈钢骨架。

本厂是一家专业生产TPE实体娃娃的大型企业，具有完善的研发、制造、成熟的生产线及热情专业的售前售后服务团队。相关产品尺码如下(多款头部可选)

100cm	108cm	118cm	125cm
128cm	135cm	140cm	145cm
148cm	152cm	153cm	155cm
156cm	157cm	158cm	160cm
161cm	162cm	163cm	164cm
165cm	166cm	167cm	168cm
169cm	170cm	171cm	176cm

尺寸说明:

1. 娃娃身高因测量手法不同，产生测量误差属于正常范围。
2. 不同身高的娃娃身材不同，有些同身高的娃娃也有不同身材的款式，但因模具是固定的，所以每款娃娃的三围及细节尺寸均是固定数据，不可更改。

请购买此产品的同时，向厂家客服索要修补视频和安装视频以及骨架活动范围视频。

Instruction

Product Name: Entity doll, TPE doll

Product Usage: For sex, collection, photography, mannequins, media, medical teaching model...

Main material: TPE, metal skeleton

Our factory specializes in the production of TPE entity dolls, with complete R&D, manufacturing, mature production lines and enthusiastic and professional pre-sales and after-sales service teams. Related product sizes are as follows

100cm	108cm	118cm	125cm
128cm	135cm	140cm	145cm
148cm	152cm	153cm	155cm
156cm	157cm	158cm	160cm
161cm	162cm	163cm	164cm
165cm	166cm	167cm	168cm
169cm	170cm	171cm	176cm

Size note:

1. Height data may depart slightly from the actual size due to the measurement method.
2. Dolls of different heights have different figures. Some dolls of the same height also have different body styles, but because the mold is fixed, the measurements and details of each doll are fixed data and cannot be changed.

Please ask for the installation video and the skeleton activity range video from the manufacturer's customer service while purchasing this product

产品结构图

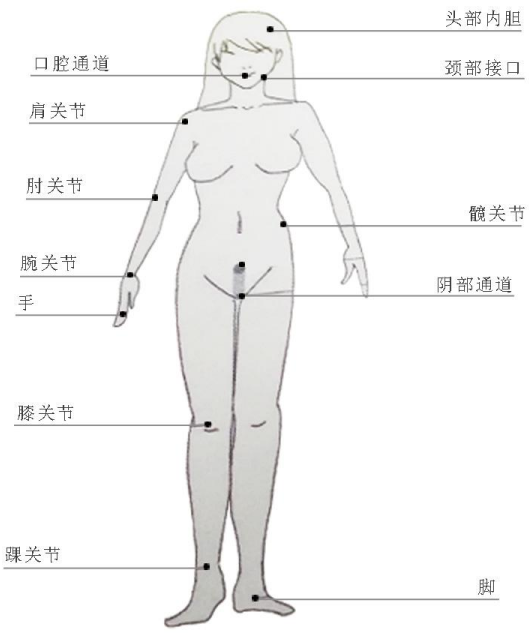

娃娃身体和头部是分开包装在箱子里面的，开箱后，取出娃娃头部，按示意图安装即可

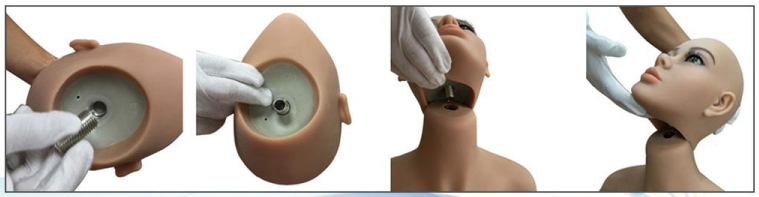

Product Structure

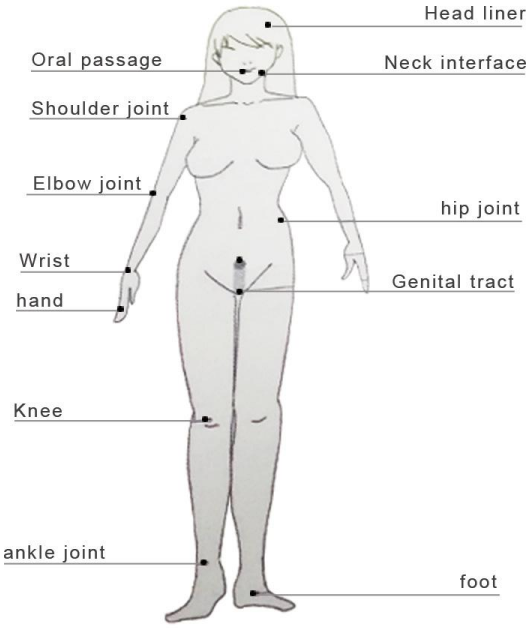

The body and head of the doll are packed separately in the box. After opening the box, take out the doll head and install it according to the schematic diagram

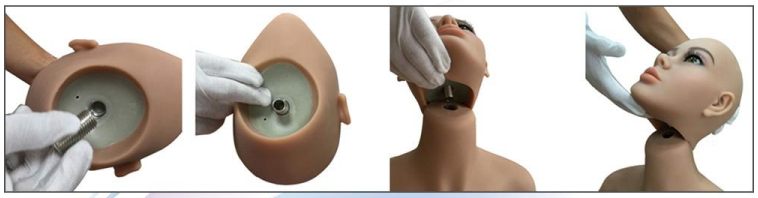

娃娃附加功能

（注：如果购买时未选择此项功能，则娃娃不具有此项功能）

附加功能1：抖动发音

本公司全新抖动发音实体娃娃，采用新一代抖动IC，安全可靠。抖动发音所使用的电池是碱性纽扣电池，电池规格如下：

型号：LR41
标准电压：1.55v
额定容量：30mAh
外形尺寸：7.9*3.6mm

抖动发音的开关位于娃娃头顶，轻按开关即可开机，电池可待机10天，如果电池没电了，可以取出发音器以更换电池。
开机后头顶喇叭部位会发出“滴~”的一声，即表明发声娃娃进入可正常使用状态。娃娃会根据你使用时抖动娃娃身体的频率发出不同程度的迷人的叫声。

注意事项：

1. 头部开关处的发音器是可以拆卸出来更换电池的。

2. 请勿吧发音器放入水中或火中。

3. 请勿用力拍打开关

Additional functions of the dolls

(Note: If you don't chose these additional functions when you purchase the doll,then the doll will not have the function)

Additional function 1: Shaking moaning

The skaking moaning doll is to shake the body of the doll to make the sound device vibrate to make sound. The sound device adopts a new generation of jitter IC, which is safe and reliable. The battery used for the sound device is an alkaline button battery. The battery specifications are as follows:

Model: LR41
Standard voltage: 1.55v
Rated capacity: 30mAh
Dimensions: 7.9*3.6mm

The sound switch is located on the top of the doll's head. Tap the switch to turn it on/off.In general,the battery can stand by for 10 days. you can take this sound device out to change the batteries if they are dead. When you hear a sound "di~" after tap the switch, it proves that you turn it on. The doll will make a charming moan when you use her, shake her body, and knead her boobs, ass..

Precautions:

1. The voice device can be disassembled toreplace the battery

2. Do not put the sound device into the waterand the fire

3. Do not press or flap the switch forcibly

附加功能2：触摸发音

娃娃体内有传感器，一般情况下共有3个触摸传感器，分别位于娃娃两边胸部和阴道内，如果有需要，也可以在娃娃身体其他部位安装多个传感器。娃娃头部上方装有声音器，身体内部的传感器通过蓝牙与头顶的发音器连接。

发音器是通过USB充电的，当电量用完时可以取下发音器进行充电。充电时，发音器上的指示灯为红色，当电充满后，指示灯变为黄色。

使用娃娃时，先打开声音器上面的开关，只有当我们触摸和揉捏娃娃的胸部和阴道时，发音器才会发出声音，随着揉捏强度的变化，声音的频率也会发生变化。

调节开关方法如下：
长按按钮5秒钟，声音设备将打开/关闭。
设备开机后

- 长按按钮2-3秒，然后松开，声音会升高，重复此操作，声音会不断上升。

- 快速按下并释放按钮，声音会降低，重复此操作操作时，声音会不断下降

Additional function 2: Moaning function activated by touch

There are sensors in the doll. In general, there are 3 sensors located in the doll's chest and vagina. More bluetooth sensors can be added in the doll's different parts according to customers' requirements. The doll's head is equipped with a sound device, and the sensors inside the body is connected to the sound device on the head via Bluetooth.

The sound device can be take off from the doll's head when it need to be charging. When it is charging, the indicator light on the device will show red, when it is fully charged, it turns yellow.

When using a doll, turn on the switch on the sound device at first. Only when we touch and knead the breast and vagina of the doll, the sound device will make a sound. As the kneading intensity changes, the frequency of the sound will also change.

Long press the button 5 seconds, the sound device will turn on/off.
After the device on

- Long press the button 2-3 seconds then release , the voice will up, repeat this operation, the voice will up and up.

- Quick press and release the button, the voice will down, repeat this operation, the voice will down and down.

附加功能3：触摸发音对话

娃娃体内有传感器，阴部1个触点，能感应抽插频率对不一样频率发出不一样的娇喘声；胸、腿各两个感应点，不做频率检测，当阴部触发后胸腿部感应会暂停3秒钟。发音器一般位于娃娃后背，由于传感器是通过电线与发音器连接，不可取下。当发音器没电时，发音器上面的指示灯闪烁，有语音提示，充电闪烁，充满后常亮。

一、长按 发音器上面的按钮 开/关机；短按打开和关闭对话功能；快速双击可以切换中英语言。下次开机默认上次选择的语言。中文版本对机芯说“声音大一点”，“声音小一点”可以调节音量；英语版本对机芯说“higher voice”“lower voice”

二、中文对话指令

1、你叫什么名字？
2、你多大了？
3、你会做什么？
4、你好漂亮！
5、宝贝我来咯
6、我们玩一下吧
7、你好淫荡？
8、声音小一点
9、声音大一点
10、你舒服吗
11、换个姿势吧
12、 叫老公
13、我快要射了
14、再来一次吧
15、我要干死你
16、草泥马B
17、 我们下次再玩吧

Additional function 3: Moaning function activated by touch, with simple dialogue function

There are sensors in the doll's body, we built 5 sensors in the doll's breasts, vagina and thighs, and sound device on the doll's back or side of breast, the device is connected with the sensors by the wire, can't be take off from the body. Only when we touch and knead the dolls breasts, vagina and thighs, the sound device will sound, as the intensity of the kneading changes, the frequency of the sound will also change. The sound device has simple dialogue function.

There is a small button on the sound device, the indicator light will be on when you turn on the sound device.
1. Button: Long press to turn on/off the moaning device;
2. Short press to turn on/off the dialogue function;
3. Quickly double-click to switch between Chinese and English. The language selected last time will default to the next startup.
4. After you choose English, say "higher voice" ""lower voice" to adjust the volume.
5. The indicator light on the sound device will flash when there is no power, and there also have voice prompts, the indicator light flashes when charging , and it will stay on when it is full.

English dialogue instructions：
Where do you come from
May I have your name
How old are you
You are so beautiful
What do you like best
What would you like to eat
What do your parents do
I'm in a bad mood
Am I handsome man
Do you love me
I miss you so much
I miss you so much
you got big boob
Let's go for a fuck
Do I have a big cock
Do you want a condom
Higher voice
Lower voice
see you again

【注】对话是需在喇叭不发声时进行，插上耳机可以在耳机发声同时对话。对话尽量在安静时进行。

2分钟没触摸或者没人陪说话提示将要休眠，半分钟后依然没人陪说话播放关机语休眠。

Note: The moaning function can't work at the same time with the dialogue function, but if you plug in earphone on the sound device, you can use the dialogue function, and hear moaning in the earphone.

附加功能4：全身加热功能

一、加热工作原理

娃娃骨架由加热线缠绕，实现均匀高效加热，通过电源和加热稳定器把交流电转化为直流加热。加热到娃娃温度30度左右，充电器会自动停止加热。如下图所示。



二、加热设备：变压充电器。

三、加热方法：

1. 在如图所示，娃娃后背处，插好充电器。
2. 检查充电器蓝灯是否点亮，如果为蓝灯亮的状态，即加热工作中。
3. 充电20分钟左右，娃娃皮肤温度略有上升，继续加热。加热满2个小时，用温控计检测，娃娃体表温度达到30度左右，充电器拔掉电源，停止加热。
4. 充电完成，拔掉充电器，娃娃可正常使用。

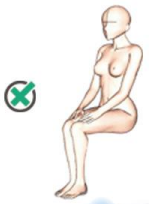

错误示范

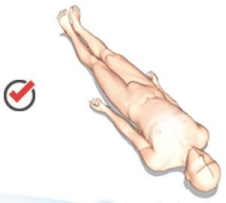

唯一正确加热姿势

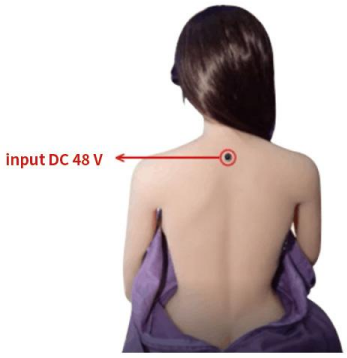

常见问题

1．加热不工作，一直加热但娃娃体温没有变化。
答：加热不工作时，检查充电器的显示灯，如果正常加热，充电器上面的指示灯是亮蓝色的，如果指示灯是亮红色，则没有正常加热，可能是接触不良或者充电器损坏，需要调节一下充电器的插头或者更换新的充电器

2. 加热过程中，是否一直需要在旁照看。
答：保险起见，每隔半小时查看是否正常加热。

3. 加热两小时之后，没有拔掉充电器，会不会持续加热，烧坏娃娃。
答：在加热线里，有一个恒温感应器，低于30度会自动加热，在不拔掉电源之前，娃娃会不断重复加热，但由于娃娃材料的特殊性，长时间的重复加热会导致娃娃寿命减短，所以当娃娃自动断电时，请关闭电源，避免重复加热，以免烫伤娃娃。

4. 加热过程中，胸和屁股部位，皮肤温度比其他部位低。
答：这是正常现象，与材料厚度有关系，材料越厚，热量传导越不明显。举例，材料厚一点的地方，比如屁股、胸，加热可能不明显。

5. 加热温度太高，娃娃出现融化现象
答：加热过程中，娃娃必须平躺，不能坐着加热。关节的部分容易烧坏。材料薄的部位，可能出现融化现象。加热时，最好有人在旁边照看。加热完成之后，及时关闭电源停止加热。

Additional function 4：Heating Doll

1. Heating Principle

The doll skeleton is wound by a heating wire to achieve uniform and efficient heating, and the alternating current is converted into direct current heating by a power source and a heating stabilizer. During the heating,when the temperature of the doll is about 30℃, the charger will automatically stop heating. As shown below.



2. Heating Equipment, transformer charger(universe in Euro and America)

3. Heating Method:

①. As shown in the figure, at the back of the doll, plug in the charger.
②. Check if the blue light of the charger is lighting. If it is blue, the doll is heated.

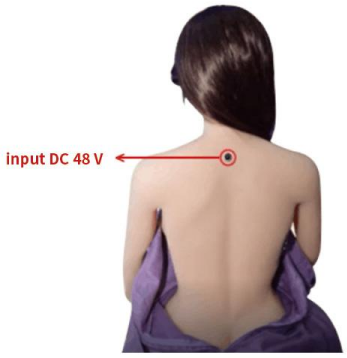

FAQ

1.Q: The heating does not work, the doll is heated for a long time but the body temperature of the doll has not changed
A: There is an indicator light on the charger, when the light is blue, the charger work normally, when you find the heating does not work, first check if the light is blue. If the light is red, it is not heating normally, it may be due to poor contact or damaged charger, you need to adjust the charger plug or replace with a new one

2. Q: Whether it is always necessary to look after the heat during the heating process.
A: For safety reasons, check if it is heated normally every half hour.

③. Charging for about 20 minutes, the doll's skin temperature rises slightly and continues to heat up. After heating for 2 hours, the temperature controller is used to detect that the body temperature of the doll is about 30 degrees, off the power and stops heating.

4. After charging is completed, unplug the charger and the doll can be used normally.

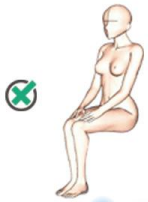

Wrong posture

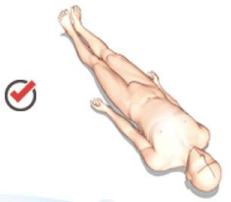

The ONLY one right posture

3.Q: After heating for two hours, without unplugging the charger, will it continue to heat up and burn out the doll.

A: In the heating line, there is constant temperature sensor, and it will automatically heat up when the temperature is lower than 30 degrees. not unplugging the power supply, the doll will continue to heat repeatedly. Repeated heating will shorten the life of the doll, so when the doll is automatically powered off, please turn off the power to avoid repeated heating, so as not to burn the doll.

4. Q: During the heating process, the skin temperature of the chest and buttocks is lower than other parts.

A: It is normal, which is related to the thickness of the material. The thicker the material, the less obvious the heat conduction. For example, where the material is thicker, such as the buttocks and chest, the heating may not be obvious.

5. Q: The heating temperature is too high and the doll appears to melt.

A: During the heating process, the doll must lie flat and cannot sit and heat up. Parts of the joint are prone to burnout. Melting may occur in areas where the material is thin. When heating, it is best to look after by someone. When the heating is completed, turn off the power and stop heating in time.

附加功能5：电臀娃娃

1、标准配置版（即插即用型无内置电池）

- 电源适配：电源输入电压100V—240V，输出电压/电流24V/3A
- 认证标准：电源CE

2、充电配置版（内置电源充满电后使用）

- 电池压:工作电压22.2V，空载电压24V.
- 充放电：280—300周.
- 充电时间：快充1.5h.
- 使用时间：连续使用不超过30分钟，间断使用电量可达5小时左右.

3、注意事项：

电臀机器人娃娃使用时须在软床上互动使用，避免尖锐或硬物接触表皮，请调整好互动姿势再与电臀机器人娃娃互动游戏。禁止电臀机器人娃娃工作互动游戏时强力调整姿势或者强力翻身，调整摆弄体位姿势造型时应关掉开关或者切断电源。连续互动游戏使用半个小时以上请让电臀机器人娃娃间歇休息10-30分钟，充电配置版请在连续使用3-4h个小时后及时充电以免降低电池使用寿命。请在每次互动结束后及时给电臀机器人娃娃负重接触处清洁打粉和全身养护。因注意事项使用不当造成皮肤刺裂或者机械损坏本厂概不负责。

4、其他生产执行标准以成品娃娃生产执行标准为准。

5、本产品驱动电压采用24V驱动电压，完全符合全球安全驱动电压标准。

Additonal function 5: moving hip doll

1. Standard configuration version (no built-in battery, need to be plugged in when using)

- Power adapter: power input voltage 100V—240V, output voltage/current 24V/3A
- Certification Standard: Power CE

2. Charging configuration version (built-in battery, use after fully charged)

- Battery voltage: working voltage 22.2V, no-load voltage 24V.
- Charging time: 1.5h fast charge.
- Using time: Continuous use does not exceed 30 minutes and can be used intermittently reach about 5 hours

No complicated operations, just turn on the switch, it will work

Notes:

When using the moving doll, it should be used on the soft bed to avoid sharp or hard objects damaging the skin. Please adjust the doll's posture before playing with the doll. It is forbidden to adjust the posture or turn over when playing with the doll. Please turn off the switch or cut off the power when adjusting the posture of the doll. Please let the doll rest for 10-30 minutes after playing the game for more than salf an hour. After each interaction, please clean, powder and maintain the doll.

Please note: We will not be responsible for skin pricking or mechanical damage caused by improper use.

清洗和护理

Cleaning and Care

普通款的清洗办法：普通款非智能款娃娃，洗澡温度40摄氏度以下清水、沐浴露、香皂、洗衣粉、洗洁精均可以进行清洗。顽固污渍可用卸妆油或者向厂家索要白油进行擦拭。

清洗注意事项：脖子接口处不得进水，否则容易引起水锈，影响使用和美观。阴道处和肛门处可用厂家送的一次性清洗器进行反复清洗。

发声娃娃的清洗：清洗时禁止洗到发声器的部位，防止电路板进水。

护理：娃娃平均10-20天洗澡一次，洗澡后涂爽身粉，防止出油裂开。长时间压迫一侧可产生压痕，将压面朝上，几天后可自行恢复。

Ordinary cleaning method: ordinary dolls (not smart dolls) can be cleaned with water, shower gel, and soap. Stubborn stains can be wiped with special oil from the manufacturer.

Cleaning precautions: Neck joint can not be washed, otherwise it will easily cause rust and affect the use and appearance. The vagina and anus can be cleaned repeatedly with the clean tool sent by the manufacturer.

Cleaning of the sounding doll: It is forbidden to wash the part of the sounder during cleaning, to prevent the circuit board.

Care: If you don't use the doll for a long time, please give the doll a bath verage 10-20 days, apply talcum powder after bathing to prevent oil and skin cracking. Pressing one side for a long time may cause indentation, turn the pressing side up and it will recover by itself after a few days.

注意事项

禁止长时间弯曲四肢、坐立及其他出厂以外的摆放姿势，非站立款的禁止站立。禁止两腿呈180度姿势（即一字姿势），禁止双手向上举起：非站立款的站立会使脚部骨架戳穿皮肤而外露至皮肤外，使用完毕后应尽快恢复至适宜的摆放姿势。由于材料的特殊性易被染色，所以应禁止穿深色衣服，染色膏只能处理轻微染色，大面积染色很难彻底去除。禁止用水龙头冲洗阴道：禁止大面积清洗面部，面部有污渍时应用棉棒涂抹卸妆油，慢慢擦洗：禁止用刀以及其他尖锐的东西接触皮肤，以防划破：禁止放在火中燃烧，应远离火源，此材料属易燃品；禁止用84消毒液及酒精等强烈刺激性液体进行测试，确认不会对本产品过敏再进行购买。禁止竖立存放。如果眼睛看起来大小不一，可手动调整眼珠（推进去会让眼睛看起来小一些，往外拉眼珠可让眼睛看起来大一些）。在自行增配假发时，请在购买的时候尽量选择带白色内网的为佳。











修复方法：如不慎裂开，请先清洗创伤面后吹干，然后用牙签沾少量胶水，以恰好涂满创面为佳，因胶水对材料用轻微腐蚀作用，一次性用量太多容易越修越严重；若不慎腐蚀或较严重损坏，请联系厂家进行修补（修复前联系厂家索要修补教学视频）

Precautions

It is forbidden to bend the doll's limbs for a long time. Dolls without standing function are not allowed to stand. Prohibit the 180 degree posture of the legs. Do not lift the dolls' hands up. For a non-standing doll to stand forcibly, the foot skeleton will cut through the skin and be exposed to the skin, caused damaged. The doll should return to the lying position as soon as possible after use. Due to the particularity of TPE materials, it is easier to be dyed, so it is forbidden to wear clothes that are easy to fade. Staining cream can only handle slight staining, and it is difficult to completely remove large areas of staining. It is forbidden to rinse the vagina with a tap. It is forbidden to clean the whole face, when the face is stained, use a cotton swab to apply cleansing oil and scrub slowly. It is forbidden to touch the skin with knives and other sharp objects to prevent scratches. It is forbidden to burn in the fire, keep away from the fire source, this material is flammable. It is forbidden to test the doll with strong irritating liquids such as 84 disinfectant and alcohol. People who are allergic to rubber should not use it. Please confirm if you will have an allergic reaction to this product before buying. It is forbidden to store upright, long time storage should use the hanging hook. If the eyes look different in size, you can adjust the eyeballs manually (pushing the eyeballs in will make the eyes look smaller, and pulling the eyeballs out will make the eyes look bigger). When adding a wig by yourself, please try to choose a wig with a white inner net when purchasing.











Repair method:

If the doll's skin is accidentally cracked, please wash the wound surface first, and then dry it. Then use a toothpick to dip a small amount of glue to cover the wound surface. Because the glue has a slight corrosive effect on the material, too much one-time usage is easier to make the damage more serious. Before repairing, please contact the manufacturer to ask for repair instruction videos.

售后承若范围

产品为特殊产品，请顾客在收货之时仔细检查，一旦签收不再退货。但是签收后产生的质量问题厂家会辅助进行维修。此产品免费保修期为一年。一年内损坏厂家可以免费进行修补，运费由客户自行承担。无论何种原因，使用过的产品不进行退货，签收过夜后，视为已经使用。如特殊原因请联系厂家客服。保修期内，产品因为过度使用不当导致材料断裂，或正规损耗，不属于质量问题，请顾客在购买的时候详细咨询产品设计原理，构造，以及组成、材料属性，接受后再进行购买。如果没有咨询则视为已经了解。TPE产品的属性是有轻微的味道，通风后随着时间可日渐消退，太在意味道的请慎买，味道问题不属于质量问题。智能娃娃（发声发热款）并不是机器人，具备有简单的发声、发热，并不具备其他功能。内置的声音可自行下载，声音是否完美不属于质量问题。发热娃娃的发热原理是否符合消费者的使用习惯请消费者在购买前进行详细了解。

免责声明

由于成人用品的特殊性，禁止18周岁以下儿童使用，请购买后妥善保管，应放在儿童碰触不到的地方。如果因保管不当被儿童接触，产生的后果本厂概不负责。

本厂所有产品的头部、身体，都由雕刻师自由发挥想象创造而成，没有模仿参照任何人物创造，不涉及任何人物的侵权，如有雷同，纯属巧合。如不使用或不需要时，请联系厂家进行统一无害化销毁，禁止丢弃在公共场所或垃圾桶。

After-Sales Service

This product is a special product, please check it carefully when you receive it. Once you sign for it, no return is accepted.

However, the manufacturer will assist in repairs and provide repair instructions if quality problems occur after the receipt. The free warranty period for this product is one year. If there is damaged, we can help you to repair it for free within one year, but the freight is borne by the customer. Regardless of the reason, the used product can not be returned, and the receipt of more than 24 hours will be deemed as the product has been used. For special reasons, please contact the manufacturer's customer service for consultation.

During the warranty period, if there is excessive use caused damage, it is not quality problem. Please consult the product design principle, structure, composition, and material properties in detail when purchasing, and then purchase after confirming acceptance. If you purchase the product without consulting, you are deemed to have understood all product regulations. The attribute of TPE products is that it has a slight smell. After washing the doll, put it in a cool and ventilated place, the smell will gradually disappear. If you are particularly sensitive to smells, please buy with caution. The smell problem is not a quality problem, and returns due to it are not accepted. Smart dolls (dolls with sound or heating function) are not human being, they only have simple sound or heating functions, and do not have other human functions. Whether the sound is realistic or whether the heating is complete are not quality issues. Whether the heating principle of the heating doll conforms to the consumer's usage habits, consumers are requested to understand in detail before purchasing.

Disclaimer

Due to the special nature of adult products, children under the age of 18 are prohibited from using them. Please keep them properly after purchase and keep them out of the reach of children. If it is touched by children due to improper storage, the factory will not be responsible for the consequences.

The heads and bodies of all the products of our factory are created by engravers freely using their imagination, without imitating the creation of any characters, and not involving any infringement of characters. Any similarity is purely coincidental.

If you do not need to use or no longer need the doll, please contact the manufacturer for uniform and harmless destruction, it is prohibited to discard it in public places or trash cans.

The physical activity scope of the dolls

The dolls are made of simulation human body silicone. Due to the characteristicsof the silicone product itself, excessive activity or too large a movement anglemay result in the rupture of the silicone, thus please take care in use.Here are activity limitations for every body part of our silicone doll:

Head:

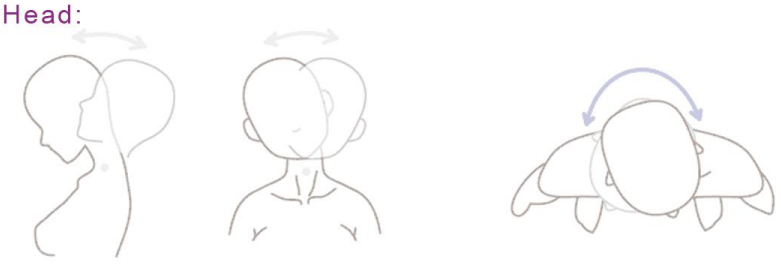

The doll's head is connected to its body with metal connectors and can turn tothe right and the left freely.

However, because its neck is fixed by the metal skeleton, the head-lifting and head-bowing forward and backward should not exceed 45 degrees and thehead-swaying to the right and left should not go beyond 45 degrees.

Shoulders and upper arms:

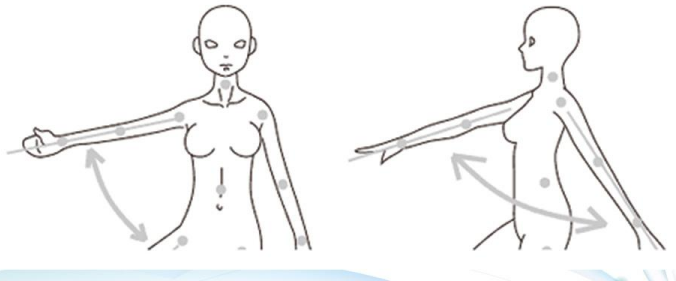

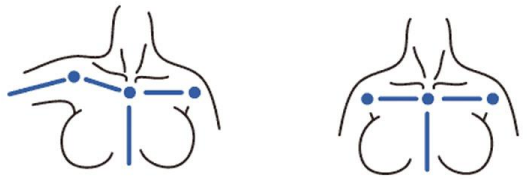

they can be raised to both sides horizontally as high as to the chest level, that is, about 60 degrees in the directions of both sides. When the upper arms are being folded inside (chest-hugging), they should not exceed the chest, that is, about 15 degrees inside.

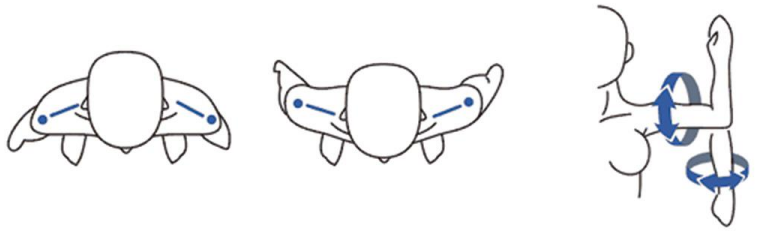

The lower arms and wrists:

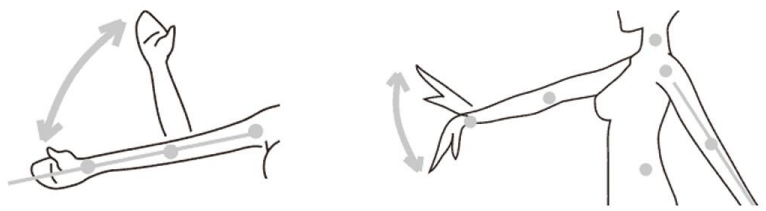

The doll's lower arms can rotate in one direction for 90 degrees. Because we set displacement restrictions on the bones, the lower arms cannot bend or rotate in the other directions. (just like a real woman's bones).

The upper arms can be raised forward as high as to the chest, that is, about 60 degrees forward.They can be bent slightly backward for 5-10 degrees.

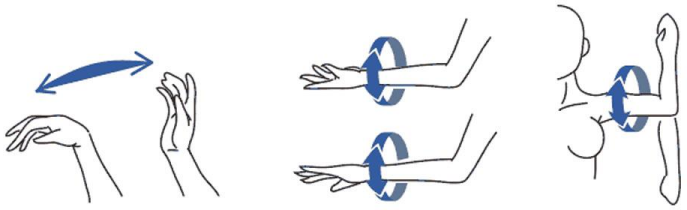

The doll's wrists can bend up and down 45 degrees up and down separately. The lower arms can rotate with a 60 degree limit (again, just like a real woman's body)



The waist:

The doll's waist can bend to the left and right horizontally, the angles for this are limited to 30 degrees.

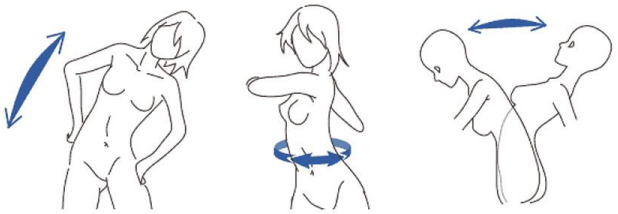

The angles for waist bending forward and backward (waist bending and chest thrusting out) are limited to 40 degrees. When the body rotates right and left (waist twisting), the angles are limited to 40 degrees.
When the waist is bent and rotated simultaneously, angles in all directions are superimposed and the limits are reduced by half. For example, if bending the waist to the left while twisting it at the same time, the angle limits in all directions will be reduced to the maximum of 20 degrees.

Hips and thighs:

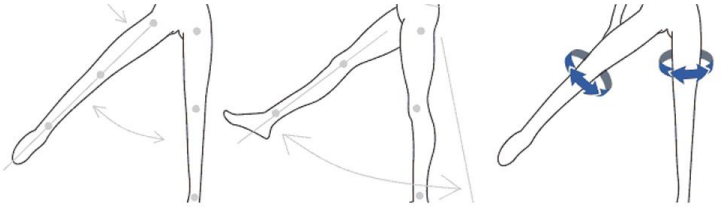

The thighs of the DS dolls can be separated to both sides to the maximum of 130 degrees and for single leg splitting the leg can be increased to 100 degrees.

However, we don't recommend opening the doll's thighs too wide as the action can produce much too pulling force on the doll's silicone which can cause damage.

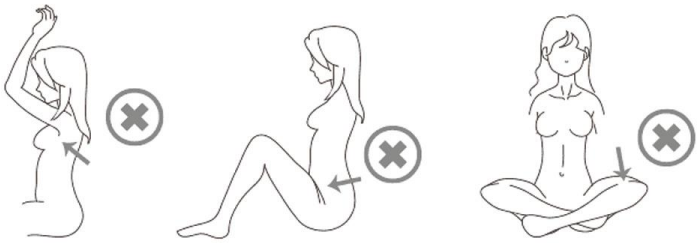

The safe leg opening angle that we recommend is 50 degrees at most to both sides and not over 15 degrees of the body's vertical line to the inside. For a single leg it should not be lifted upward over 90 degrees and bent backward over 15 degrees of the body's vertical line.

Knees and ankles:

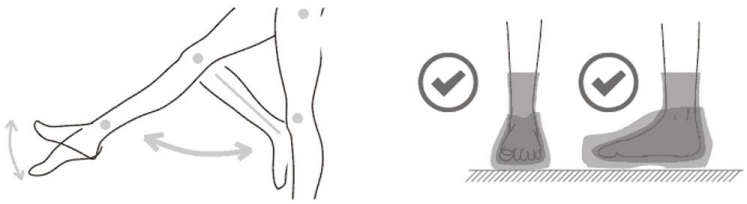

The lower legs can be bent backward to the maximum of 120 degrees and the recommended angle is 100 degrees. They have mechanical displacement restrictors and cannot be bent forward.



Doll eyes rotation angle is limited to 120 degrees. Please do not rotate the doll sight line to a weird angle.

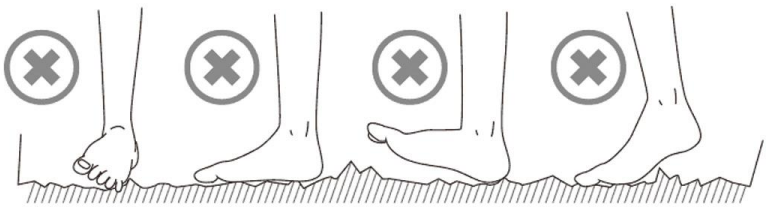

The doll's ankles can be rotated up and down 45 degrees both ways. Similarly they have mechanical displacement restrictors and cannot be rotated too much.

Doll eyes:

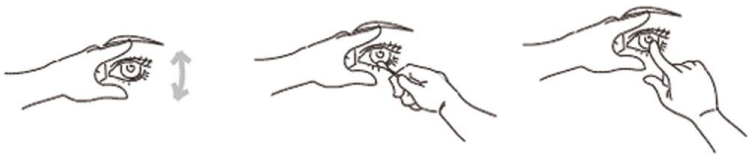

All the doll eyes are movable. The eye ball has spring structures inside, If you want to move the doll's sight line, first open the eye, push the eyeball al little back, then rotate the eyeball to the new angle..

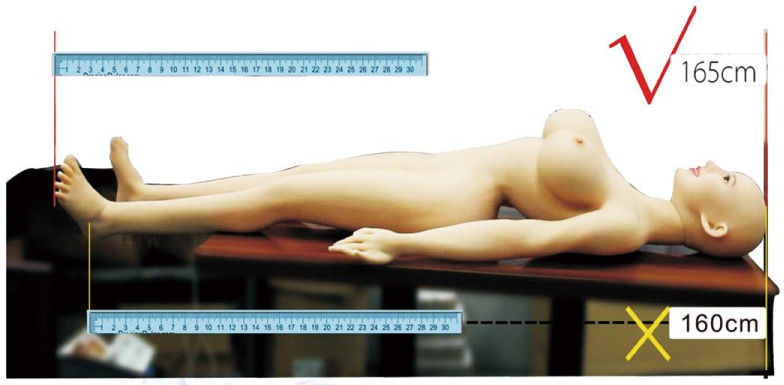Dolls' Height Correct Measure Way